

rdi[®]
RAILING



METALWORKS EXCALIBUR[®]
PRODUCT INFORMATION



MetalWorks Excalibur Steel Railing combines strength with a traditional and timeless style. Factory welded, fully assembled panels with hidden attachments and pre-attached brackets, allow for easy installation. Available in a traditional two rail design or in three decorative styles with textured matte black and hammered bronze finishes.

FEATURES & BENEFITS

- Panels with square balusters are factory welded — no assembly required
- Pre-attached brackets on posts make level installation easy and ensure consistent bottom spacing
- Mix and match — perfect complement to Transform® composite railing
- Decorative infill styles offer custom looks
- Premium powder coating provides maximum durability
- 15 Year Limited Warranty




SOLARGUARD®

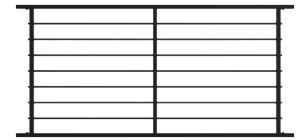
SolarGuard is a material composition that provides fade resistance* so that your outdoor living products will look good for years to come.

*Does not apply to white vinyl products.

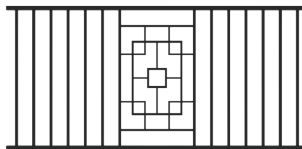
INFILL STYLE OPTIONS



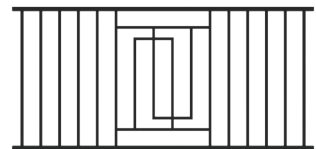
5/8" Square Traditional



1/2" Round Horizontal Latitudes Rod Rail



5/8" Mosaic



5/8" Serpentine



Matte Black



Hammered Bronze



SCAN ME

BY **Barrette**
OUTDOOR LIVING 